


# Home Energy Wireless Monitor Elite Classic

efergy®



Keep track of your electricity usage in real time



Instantly see the cost of using energy in your home



View your daily, weekly, monthly or average data



Uses multiple tariff options



Discover and reduce your carbon footprint



Learn about energy with your family



FOLLOW US ON



[WWW.RACK-A-TIERS.COM](http://WWW.RACK-A-TIERS.COM)

[SALES@RACK-A-TIERS.COM](mailto:SALES@RACK-A-TIERS.COM)

TOLL FREE: 1 (888) 939-9991

# Home Energy Wireless Monitor

## Elite Classic

efergy®

### DESCRIPTION

Our **elite classic** electricity monitor is simple to install and easy to use. A sensor is clipped on to the live feed of your breaker panel. A lead from the sensor and a mains adaptor are plugged into the energy transmitter, which then wirelessly sends real time data to the energy monitor. The monitor converts the data and displays the demand in kilowatts of energy being consumed at any given time. The **elite classic** monitor may be programmed for various rates, ensuring that the cost of your energy is accurate.

### KEY FEATURES

#### ✓ Instant savings

The **elite classic** shows how much energy is consumed in real-time and how much it will cost if the 'energy now' load is maintained for a period of one day.

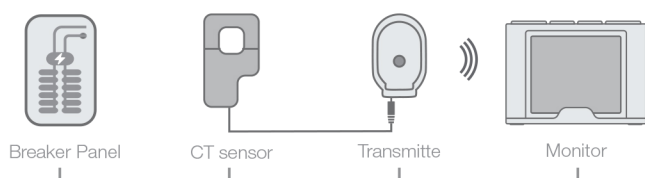
#### ✓ Average data

The **elite classic** displays your average energy usage per day, week and month. See the impact of your energy efficient efforts and then watch your average energy usage reduce.

#### ✓ Memory function

The **elite classic** memory function allows you to view your energy usage by the day, week or month.

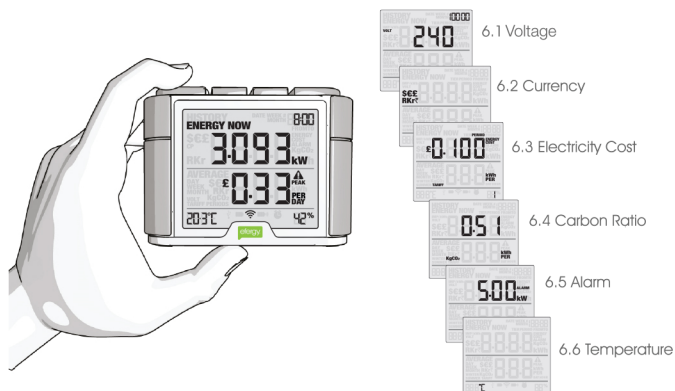
### HOW IT WORKS



The sensor clips on the power supply cable (phase) we want to monitor and with its jackplug, connects to one of the available ports of the transmitter. The sensor inductively measures the current passing through the wire and transfers this information to the transmitter, which are then transmitted wirelessly to the energy monitor's display for processing and viewing.

### WIRELESS DISPLAY

Easy to install and programm. The **elite classic** can be placed anywhere in the home.



### TECHNICAL DETAILS

Model Name	elite classic
Model Number	ELITE-4.0
Frequency	433MHz
Transmission Time	10-15-20s
Transmission Range	110-600V
Measuring Current	50mA-90A
Accuracy	>90%
Dimensions	107x30x77mm
Certifications	CE Canada RoHS FC

### AVAILABLE FOR

EU UK USA AU

### IN THE BOX

1 x elite2 classic | 1 x Transmitter | 1 x Sensor (2 x XL Sensor for US/CA) | 1 x User Manual



FOLLOW US ON



WWW.RACK-A-TIERS.COM

SALES@RACK-A-TIERS.COM

TOLL FREE: 1 (888) 939-9991