

ELITE CLASSIC

WIRELESS ENERGY MONITOR

efergy®



SAVE UP TO 20% OFF
YOUR ENERGY BILL*



efergy®

MONITOR REDUCE SAVE



Instantly see the cost of using energy in your home



DC powered with battery back up for portability



View your hourly, weekly, monthly or average data



Uses multiple tariff options including weekends off peak



Automatically changes between seasonal tariff structures



Discover and reduce your carbon footprint



Learn about energy with your family



Tariff rates pre-programmed (or updated manually)

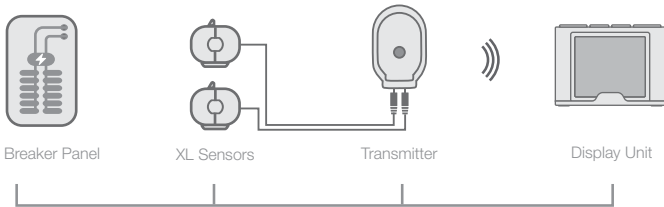
ELITE CLASSIC



WIRELESS ENERGY MONITOR


ENERGY MONITORS - HOW THEY WORK

Our **elite classic** electricity monitor is simple to install and easy to use. Two small sensors are clipped on to the supply cables of your breaker panel. A lead from the sensors is plugged into the energy transmitter, which then wirelessly sends real time data to the energy monitor. The monitor converts the data and displays the demand in kilowatts of energy being consumed at any given time. The **elite classic** display may be programmed for various rates, ensuring that the cost of your energy is accurate.




INSTANT SAVINGS

The **elite classic** updates every 10, 15 or 20 seconds. The display then shows how much energy is consumed at that given moment and how much it will cost if the 'energy now' load is maintained for a period of one hour.



AVERAGE DATA

The **elite classic** displays your average energy usage per hour, week and month. See the impact of your energy efficient efforts, and then watch your average energy usage reduce.



MEMORY FUNCTION

The **elite classic** memory function allows you to view your energy usage by the hour, week or month. The elite helps you understand your energy usage and how it changes over time.



EASY TO INSTALL

- Clip the sensors around the cables of your breaker panel
- Plug the sensors into the transmitter
- Press **link** on the back of the **elite classic** display unit
- Signal symbol will flash - press learn on the transmitter
- Signal symbol becomes solid when your monitor is working
- Use the **elite classic** to review energy usage instantly

TECHNICAL INFORMATION

Model Name	elite classic
Model Number	EF003
Frequency	433MHz
Transmission Time	10, 15 or 20 Sec
Transmission Range	230 - 328ft
Voltage Range	100 - 600V
Measuring Current	50mA - 200A (max)
Memory	64K

Testing Standards CSA - UL - FCC



1 x Customer Information Display
1 x Transmitter
2 x XL Sensor

MONITOR REDUCE SAVE