



### SPECIFICATIONS

Product Name	H2 Homer Helper	QTY 100 PCS
Part Number	H2024	H2024.BULK
UPC:	625912620247	625912620254
Dimensions:	8 1/8" x 5 1/2" x 3"	15" x 15.5" x 15.5"
Weight:	5.3oz	35lbs
Material:	Plastic injection molded	Plastic injection molded
Colour:	Black	Black
Country of Origin:	USA	USA

### CABLE CAPACITY ROMEX NM-B

Max quantity per hole	Wire combinations
3	14-2 w/g cu - 10-3 w/g cu
3	Any two: 8-2 w/g cu, 8-3 w/g cu, 6-2 w/g cu Plus one: 14-2 w/g cu - 10-3 w/g cu
2	6-3 w/g cu
1	6-3 w/g al - 1/0 w/g al

### MC/AC CABLE

Max quantity per hole	Wire combinations
3	14-2 w/g cu - 10-2 w/g cu
1	10-3 w/g cu - 2-4 w/g cu


### LOW VOLTAGE CABLE

Max quantity per hole	Wire combinations
12 (or as many as will fit)	Up to 0.3" (7.6mm) voice, data, & video cables

### Product Features

- Supports multiple NM-B, MC and Low Voltage cables in electrical home runs
- Quickly and easily supports multiple electrical cables
- Hold up to 24 cables with one support
- Greatly reduces labour time
- Innovative design allows multiple cables to be installed in confined areas with ease
- Rigid plastic injection molded
- UL Listed # E482304
- US Patent Pending
- Made in the USA
- Not Plenum Rated





### Instruction Sheet

#### WARNING

1. Prior to installation, read instruction sheet manual and data sheet.
2. Prior to installation, inspect product for defects.
3. Verify that the electrical supply wires comply with data sheet/charts A, B & C.
4. All electrical work and materials must comply with the National Electrical Code (NEC), the Occupational Safety and Health Act (OSHA), and all state and local codes.
5. Installation work and electrical wiring must be done by a qualified person (s) in accordance with all applicable codes and standards, including fire-rated construction codes and standards

*How do I install H2 Homer Helpers?*

#### Step 1 Mount H2 to framing member

Mount H2 to framing member using #10 Pan Head wood screws or equivalent to. For maximum support, use six 1-¼” screws to the face holes provided, plus two 2-1/2” screws through the corner holes (not included with purchase), for all mounting options (see figure 1A, 1B and figure 1C).

Place H2 Homer Helpers with max spacing of 4-½’ per NEC.




figure 1A




figure 1B




figure 1C

#### Step 2 Route Supply Wires

Easily run your wire through 1-¼” hole’s provided.

### H2 Homer Helper Data Sheet

#### Application

The H2 Homer Helpers are intended to support multiple NM-B, MC and Low Voltage cables in electrical home runs.

- Quickly and easily supports multiple electrical cables.
- Hold up to 24 cables with one support.
- Greatly reduces labour time.
- Innovative design allows multiple cables to be installed in confined areas with ease.
- Rigid plastic injection molded
- UL Listed # E482304
- US Patent Pending
- Made in the USA

Material	Plastic injection molded
Colour	Black
Dimensions	8 1/8" x 5 1/2" x 3"
Weight	5.3 oz

